
2016

Qingdao Huicheng Environmental Technology Co., Ltd.

57


10,000

PFCC

FCC

RFCC

				%	
1		17,060,250	17,060,250	22.747	
2		13,310,250	13,310,250	17.747	
3		8,790,750	8,790,750	11.721	
4		3,472,500	3,472,500	4.630	
5		3,472,500	3,472,500	4.630	
6		3,240,750	3,240,750	4.321	
7		2,430,750	2,430,750	3.241	
8		2,232,750	2,232,750	2.977	
9		1,527,750	1,527,750	2.037	
10		1,446,750	1,446,750	1.929	
11		1,389,000	1,389,000	1.852	
12		1,389,000	1,389,000	1.852	
13		1,076,250	1,076,250	1.435	
14		1,041,750	1,041,750	1.389	
15		984,000	984,000	1.312	
16		948,750	948,750	1.265	
17		926,250	926,250	1.235	
18		879,750	879,750	1.173	
19		867,750	867,750	1.157	
20		752,250	752,250	1.003	
21		694,500	694,500	0.926	
22		694,500	694,500	0.926	
23		660,000	660,000	0.880	
24		648,000	648,000	0.864	
25		579,000	579,000	0.772	
26		579,000	579,000	0.772	
27		532,500	532,500	0.710	
28		462,750	462,750	0.617	
29		358,500	358,500	0.478	









180

1%

180


1%

30

5%









3%

3%

10

2

20

15

2









1

2



5

5

3

3

1/2









1

5%
5% 30%

2


10% 500
10% 50% 500

3,000

50%

3,000

3





3
0.5%
100
0.5%
5%
4
1,000
5%
1
10
1/10
1/3
10

3

3

0



3

3

1

2

1



6

10

32









50%

50%

